

Kindergarten Readiness Summer Packet 2019-2020

Please work with your child on this skills packet over the summer and turn in to Mrs. Barron the first week of school.

Have a safe and wonderful summer!



Kindergarten "Popcorn" Words

Children should practice these sight words 2-3 times a week for mastery.

I	like	the	and	see	we	a	to	come	me	with	my	you	what
now	is	of	many	how	so	where	find	from	but	this	came	on	will
your	be	that	who	go	here	for	soon	they	up	make	them	give	play
new	said	was	then	good	ate	could	she	all	over	when	her	some	he
must	no	by	there	do	went	just	down	little	only	have	one	ask	help
walk	look	very	their	saw	put	out	off	our	day	take	too	show	away

Color Words

red orange yellow green blue purple brown black white pink

Number Words

zero one two three four five six seven eight nine ten

Name: _____

Match the letters!

Draw a line from the upper case to the lower case letters.

A

l

m

q

F

a

L


b

Q

m

B


f



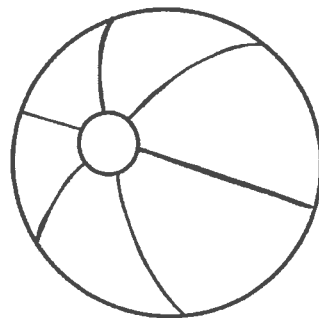
Name: _____

Summer Sounds


Match the letter to the beginning sound of the picture.




c



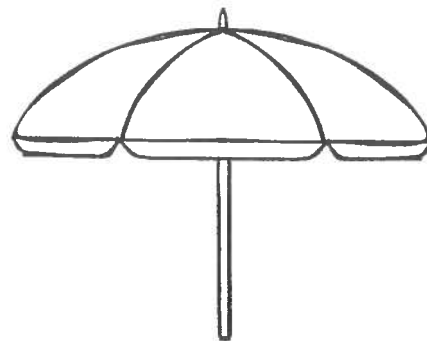
s



b




u

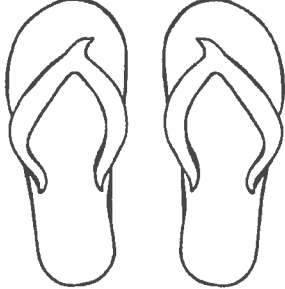



Name: _____


What's the first letter?





f











Use these letters:

~~f~~

d

s

u

i

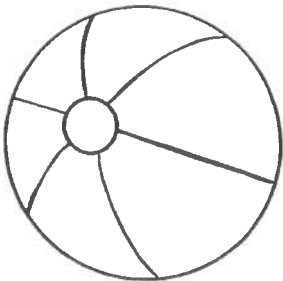

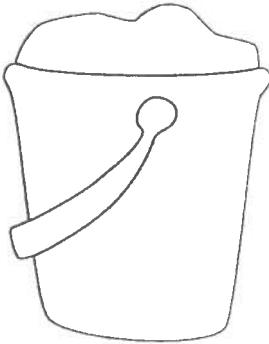



f




Name: _____

Summer Rhyming

Match the rhyming words.

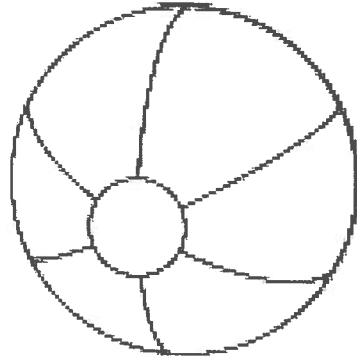




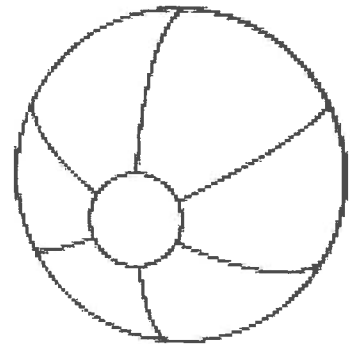
Name: _____

Color words!

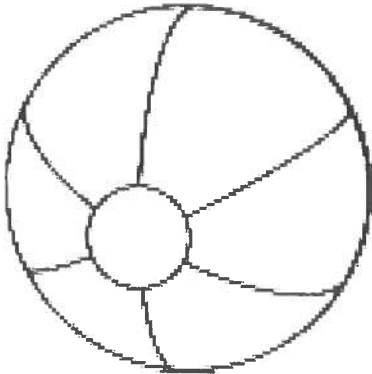
Color the beach ball the color underneath it.



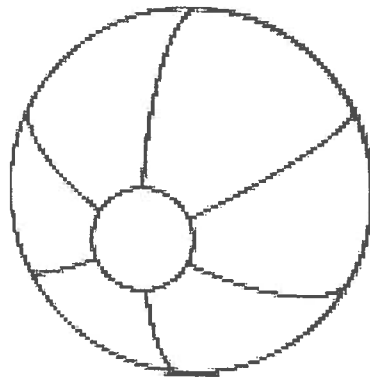
blue



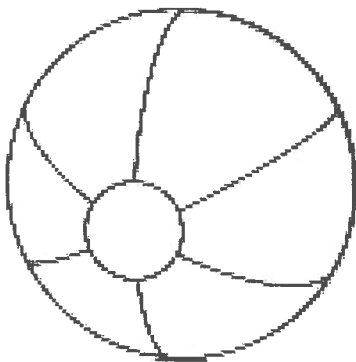
yellow



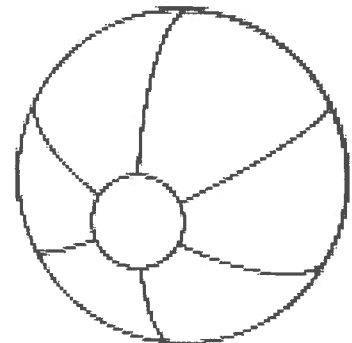
green



purple



red

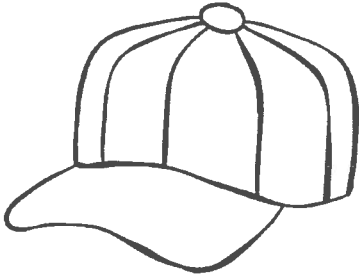


orange

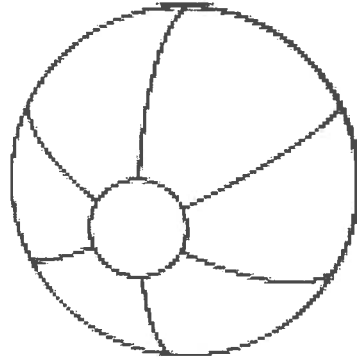
Name: _____


What sounds do you hear?

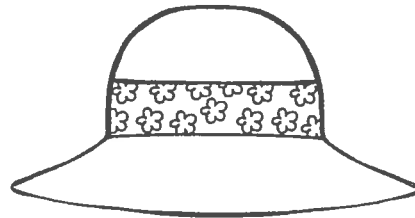
Write the letter of each sound you hear in each word.




c a p







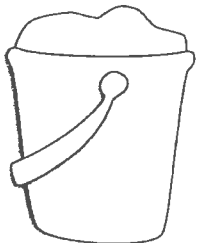





Name: _____

Summer Syllables

Circle the number of syllables you hear in the word.



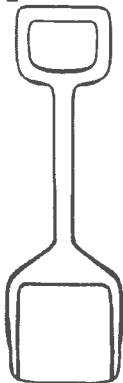
1 2 3



1 2 3



1 2 3



1 2 3







1 2 3

Name: _____

Sand in the bucket words

Match the beginning of the word to the word ending. Then write the completed word next to the bucket.



Name: _____

Read it:

I like to play in the sand.

Write it:

Blank box for writing the sentence.

Glue it:

Blank box for gluing the sentence.

Draw it:


Large blank box for drawing a picture related to the sentence.

to | I | play | like | . | sand | the | in

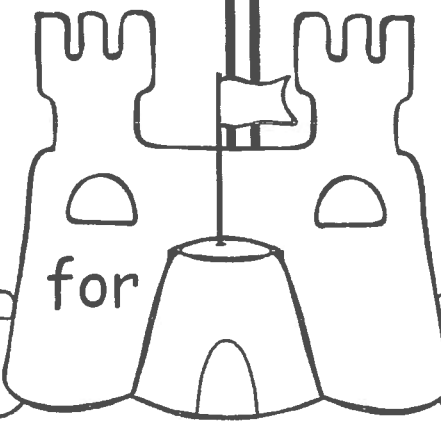
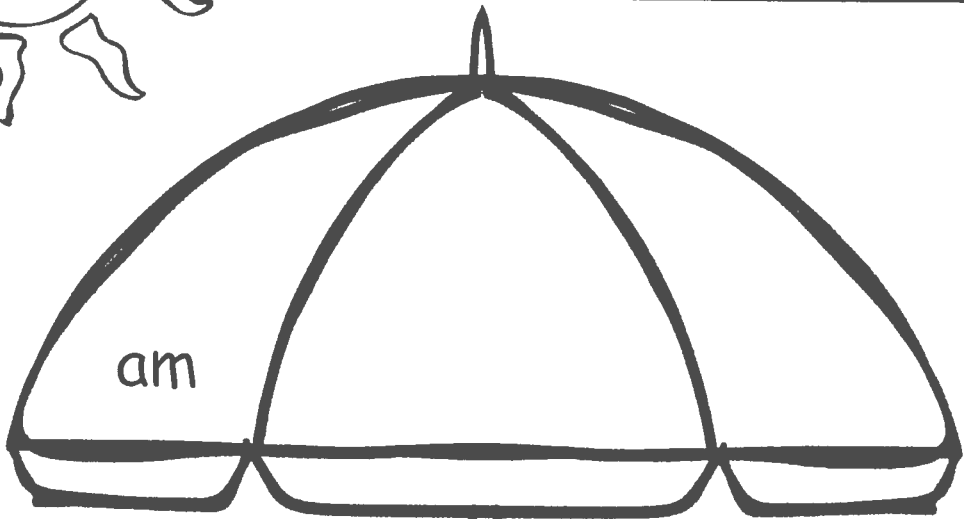
Name: _____

Sight Word Summer Scene

Find the sight words in the picture. Read the word. Then color that part of the picture.



am	we
is	to
for	my



Name: _____

Summer Scramble

Circle all of the letters on the page. Put a square around all of the numbers.

A

g

9

y

3

b

h

q

R

10

2

K


L

V

8

Z

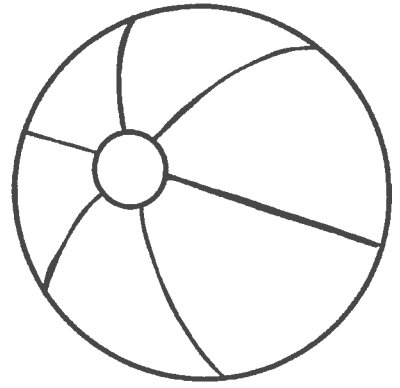
j



Name: _____

Counting Summer Objects


Count the summer objects. Match them to the number.



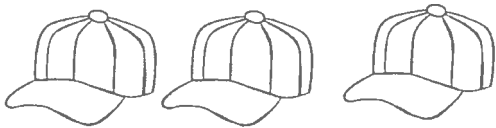
2



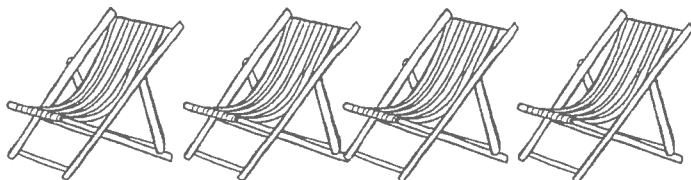
3



4



5





7

Name: _____

Roll, Add, and Color

Roll two dice. Add them up and color the part of the ice cream cone with that number.



















Name: _____

Popsicle Counting

Fill in the missing numbers.

















Name: _____

Popsicle Counting

Skip count by 2's. Fill in the missing numbers.


















Name: _____

Popsicle Counting

Skip count by 5's. Fill in the missing numbers.






Name: _____

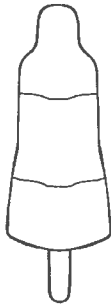
More treats!

Add one more popsicle to each group. Write the number you now have.

One more:

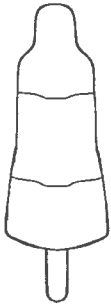


+



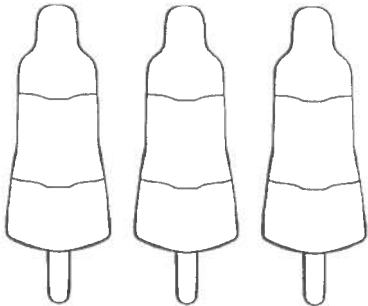
=

3



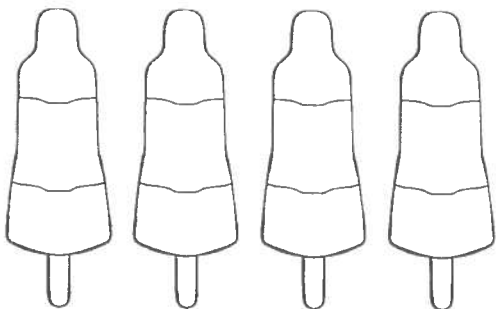
+

=



+

=



+

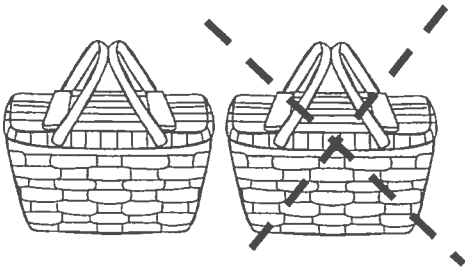
=




Name: _____


Disappearing Picnic Baskets!


Count the picnic baskets. Write the number that is one less.



1



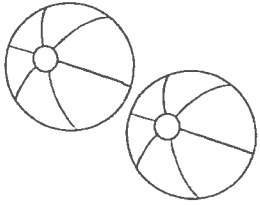




Name: _____

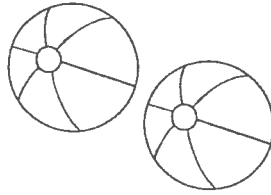
Summer Number Sentences

Look at the pictures. Write a number sentence to go along with the picture.



2

+



2

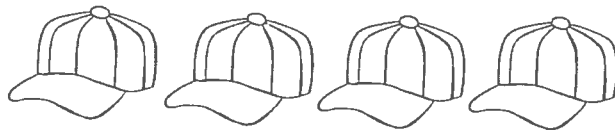
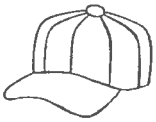
=

4





+

=



+

=




+


=

Name: _____

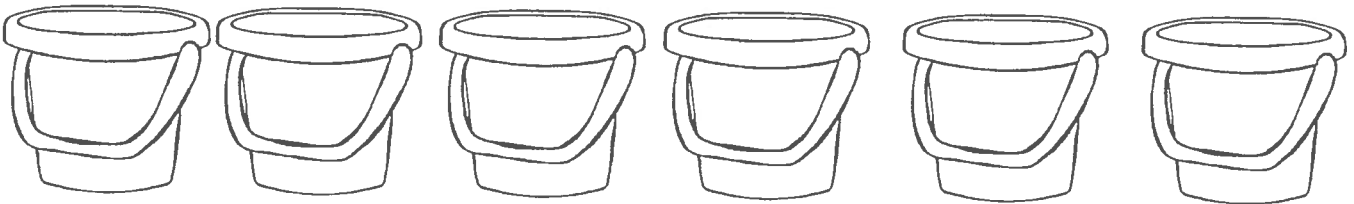
Beach-y Subtraction Word Problems



There were 4 boys playing in the sand. 2 went home.
How many were left playing?



There were 5 seashells laying in the sand. 3 got washed
away into the ocean. How many were left in the sand?




Sam brought 6 pails to the beach. He let Tim borrow 4
of them. How many did Sam have left?


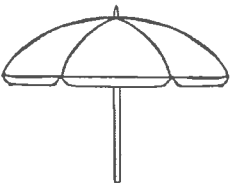
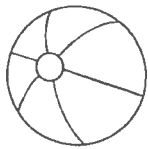


Name: _____

Fun in the Sun Graphing

Count each of the items in the box and record how many there are on the graph.




6			
5			
4			
3			
2			
1			
			

Name: _____

Sand Pail Counting

Cut and paste the numbers that are missing.



14

12

16

18

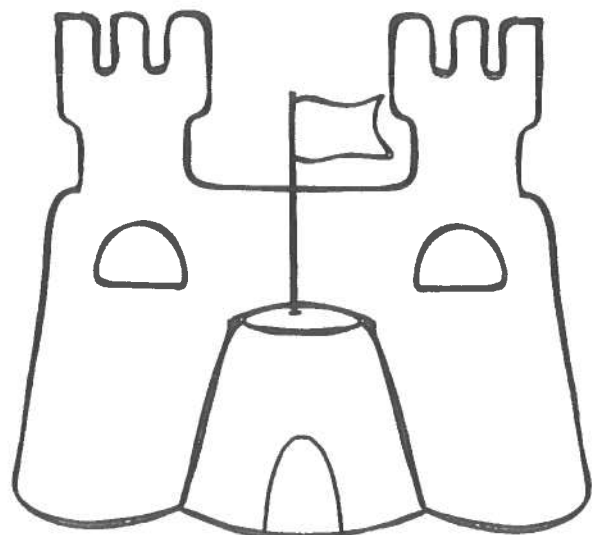
13

17

15

19

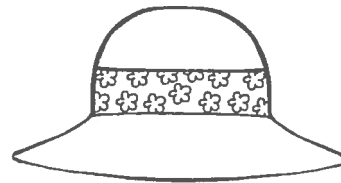


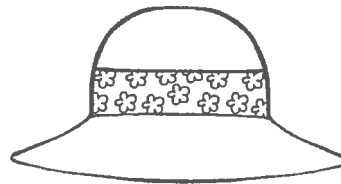


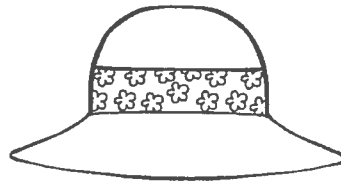




20



Name: _____

Summer Hat Counting

Cut and paste the numbers that are missing.



15

18

16

23


17

20

21

22

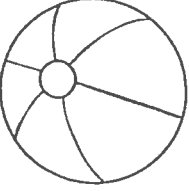


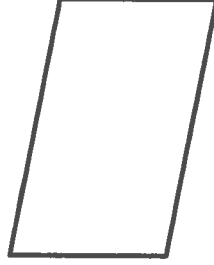
19








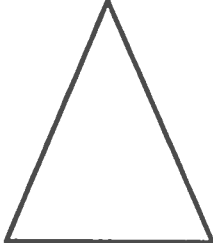

Name: _____

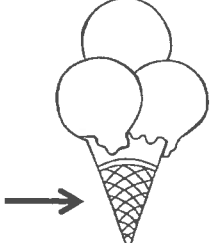


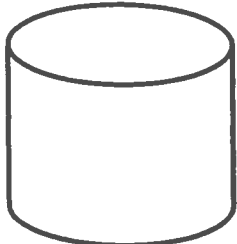
Summer Shapes

Circle the shape that the summer item is most like.

			
---	---	--	---

			
--	--	---	--

			
---	---	--	---

			
---	---	--	---